


HYUNDAI

POWER EQUIPMENT

Diesel Generator
Standby Power 44KVA
3 Phase 1500 rpm
DHY45KE
DHY45KSE



All Days | Safty | Reliable | Stability



TECHNICAL SPECIFICATION

DHY45KE OPEN TYPE / DHY45KSE CANOPY TYPE

50Hz
Standby 44KVA

Benefits and Feature

- > Use best quality vehicle engine, low fuel consumption, running reliable
- > Use high quality and performance brushless alternator, with AVR
- > High quality controller of COMAP
- > Block design electrical control system, easy operate and maintenance
- > Standard 8 hours generator running base frame fuel tank (100% load)
- > With baseframe forklift hole and generator canopy lifting hole
- > Industrial waterproof canopy, ensure generator all days running
- > Industrial silencer (7 meters the noise is lower than 68 dB)
- > Easy operation , IP23 protection industrial sockets and plugs
- > Four pole circuit breaker with RCD earth protection
- > Standard ATS function connector

Technical Specification

Prime Power	KVA/ KW	40 / 32
Standby Power	KVA/ KW	44 / 35.2
Power Factor		0.8
Frequency	Hz	50
Rate Voltage	V	400/230
Rate Current	A	63.5
Controller	COMAP AMF20	
Control Voltage	DC / V	24
Battery Capacity	Ah	60x2
Coolant Capacity	L	11.26
Fuel Tank Capacity(Base frame)	L	100
Fuel Consumption	L/hour	11.77
Running Time	Hour	8.5

Voltage

Steady state regulation	%	$\leq \pm 0.5$
Dynamic voltage renewal	%	$\leq +20 \sim -15$
Stable time	Sec	2.0
Waveform distortion		≤ 3
Volatility		≤ 0.5

Frequency

Steady state regulation	%	$\leq \pm 1$
Dynamic frequency renewal	%	$\leq +10 \sim -7$
Stable time	Sec	≤ 3
Volatility		≤ 0.5

Environment require

Temperature	C	≤ 40
Humidity	%	≤ 60
Altitude	m	≤ 1000

Standard

ISO3046、ISO8528、ISO9001-2008

Dimension | Weight | Sound



DHY45KE OPEN TYPE

Length	mm	1950
Width (W)	mm	930
Height (H)	mm	1080
Weight net	Kg	950
loading capacity (units/container)		
Sound @7 meter	dB	92



DHY45KSE CANOPY TYPE

Length	mm	2230
Width (W)	mm	930
Height (H)	mm	1300
Weight net	Kg	1030
loading capacity (units/container)		
Sound @7 meter	dB	68

Note

1. Generator continuous running at variable load for unlimited periods with 10% overload available for 1 hour in any 12 hours period
2. Every generator strictly test on 0%、25%、75%、100%、110% load 、dynamic responsiveness ability, and all protections

DIESEL ENGINE



Powerful engine and reliable running quality
Durable running performance and was proofed by vehicle's application

Compact structure
Compact structure and metal materials saving for low cost

Low maintenance and repair cost
Air,fuel and oil tubes are silicone and stainless steel materials, which reduce leakage problems substantially

Excellent start performance
Fuel injector and pump were tested fully in Various environments,which provide excellent start and running performance

Model	HY4105D	
Prime power	Kw	38
Structure	4 cylinder,inline	
Fuel type	Diesel	
Fuel consumption	L/Hour	11.77
Lubricant consumption	L/Hour	0.054
Governor	Electrical	
Cooling	Water	
Lubricant capacity	L	12.5
Air intake flow	m ³ /min	3.1
Exhaust gas flow	m ³ /min	9.3
Exhaust gas temperature	°C	550
Exhaust gas back pressure	KPa	6.7
Compression ratio	17	
Aspiration	Natural	
Bore	mm	102
Stroke	118	
Displacement	L	3.86
SAE	3/11.5	
Dimension	mm	870 × 770 × 680
Net weight	Kg	350

ALTERNATOR

Model	184J	
Prime power	kVA	40
Structure	1bearing	
Excitation mode	Self-excitation	
Insulation class	H	
Protection class	IP23	
TIF	<50	
THF	<2%	
Air flow	m ³ /s	0.216
AVR Model	SX460	



Best structure
Excellent design ensures compact structure and perfect appearance

Excellent performance
Excitation enhanced system improves start and short circuit's protection performance

Economy
Less parts involved and the most market's demand lead to cheap price and fine quality

Easy maintenance and repair
Core parts won't be involved in repair job,AVR can be replaced easily,examining diode doesn't disassemble rotor.

CONTROL PANEL



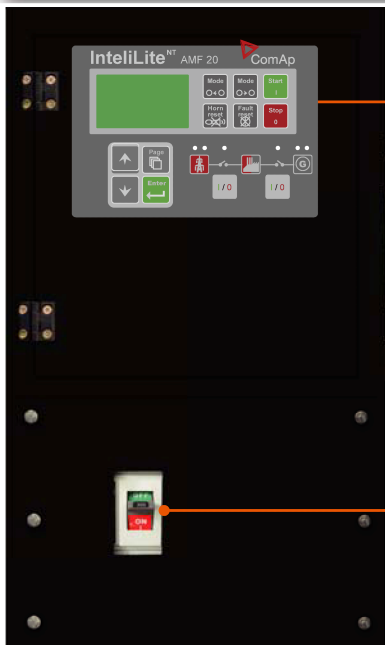
Controller

Comap AMF20



Support engine and alternator monitoring, measurement and protection. This is long-running and back-up unit to integrate the best way to control. Support Modbus standard, modem, RS485, USB and internet.

Control panel




AMF 20

Power switch


Measurement, displayment	AMF20
Genset prime power Kw	●
Power factor	●
Engine speed	●
Phase to neutral voltage	●
Phase to phase voltage	●
Genset frequency	●
Genset current	●
Mains Phase to neutral voltage	○
Mains Phase to phase voltage	○
Mains frequency	○
Engine oil pressure	●
Engine water temperature	●
Fuel level	●
Battery voltage	●
Genset power KVA	●
Genset running time	●
Genset output KWh	●
History file	●
Alarm, shutdown function	
Low oil pressure warning, shutdown	●
High water temperature warning, shutdown	●
Engine over and under speed shutdown	●
Low fuel level warning, shutdown	●
Battery low and high voltage warning	●
Battery charging failure	●
Genset low and high voltage warning, shut down	●
Alternator 3 phase voltage unbalance shut down	●
Alternator low and high frequency warning, shut down	●
Genset over load shutdown	●
Alternator 3 phase current unbalance shutdown	●
Mains low and high voltage warning	○
Mains low and high frequency warning	○
Optional	
Remote start and stop	●
RS232 card	×
USB card	●
RS485 card	○
Multi language display	○
GPRS communication	○
GPS communication	○

● standard ○ optional × None

ACCESSORIES



Exhaust system



Residential muffler

Exhaust gas pipe

preheating system



Water preheater

Oil preheater

alternator Anti-condensation heater

Fuel system



Auto filling fuel pump

Manual filling fuel pump

500L base frame fuel tank

1000L base frame fuel tank

500L External fuel tank

1000L External fuel tank

electrical system



AMF20 controller

IC-NT
synchronizing
controller

wireless remote starter

Maintenance spare parts



500 hours genset spare parts

1000 hours genset spare parts